

Circuit Breakers

For I-LINE® Panelboards and Switchboards
Class 650, 734, 820

SQUARE D
www.SquareD.com
For the most up-to-date information



F136100
2- and 3-pole
4.5 in (114 mm)
Mounting Height



QB/QD/QG/QJ
Mounting Height:
2-pole—3 in (76 mm)
3-pole—4.5 in (114 mm)

F-frame—100 A, Thermal-magnetic (600 Vac)

Ampere Rating	AC Magnetic Trip Settings		Standard Interrupting		High Interrupting		Current Limiting		Terminal Wire Range
	Hold	Trip	Catalog Number	Price	Catalog Number	Price	Catalog Number	Price	
1-pole, 277 Vac, 125 Vdc▲									
15	275	600	FH16015()	\$ 338.	AL50FA #14-#4 AWG Cu or #12-#4 AWG Al
20	275	600	FH16020()	338.	
25	275	600	FH16025()	338.	
30	275	600	FH16030()	338.	
35	400	850	FH16035()	338.	AL100FA #14-#1/0 AWG Cu or #12-#1/0 AWG Al
40	400	850	FH16040()	338.	
45	400	850	FH16045()	338.	
50	400	850	FH16050()	338.	
60	800	1450	FH16060()	338.	
70	800	1450	FH16070()	375.	
80	800	1450	FH16080()	375.	
90	900	1700	FH16090()	375.	
100	900	1700	FH16100()	375.	
2-pole, 600 Vac, 250 Vdc▲									
15	275	600	FA26015()	\$520.	FH26015()	\$ 809.	AL50FA #14-#4 AWG Cu or #12-#4 AWG Al
20	275	600	FA26020()	520.	FH26020()	809.	FI26020()	\$1842.	
25	275	600	FA26025()	520.	FH26025()	809.	
30	275	600	FA26030()	520.	FH26030()	809.	FI26030()	1842.	
35	400	850	FA26035()	520.	FH26035()	809.	AL100FA #14-#1/0 AWG Cu or #12-#1/0 AWG Al
40	400	850	FA26040()	520.	FH26040()	809.	FI26040()	1842.	
45	400	850	FA26045()	520.	FH26045()	809.	
50	400	850	FA26050()	520.	FH26050()	809.	FI26050()	1842.	
60	800	1450	FA26060()	520.	FH26060()	809.	FI26060()	1842.	
70	800	1450	FA26070()	631.	FH26070()	968.	FI26070()	1842.	
80	800	1450	FA26080()	631.	FH26080()	968.	FI26080()	1842.	
90	900	1700	FA26090()	631.	FH26090()	968.	FI26090()	1842.	
100	900	1700	FA26100()	631.	FH26100()	968.	FI26100()	1842.	
3-pole, 600 Vac, 250 Vdc									
15	275	600	FA36015	\$647.	FH36015	\$ 964.	AL50FA #14-#4 AWG Cu or #12-#4 AWG Al
20	275	600	FA36020	647.	FH36020	964.	FI36020	\$2306.	
25	275	600	FA36025	647.	FH36025	964.	
30	275	600	FA36030	647.	FH36030	964.	FI36030	2306.	
35	400	850	FA36035	647.	FH36035	964.	AL100FA #14-#1/0 AWG Cu or #12-#1/0 AWG Al
40	400	850	FA36040	647.	FH36040	964.	FI36040	2306.	
45	400	850	FA36045	647.	FH36045	964.	
50	400	850	FA36050	647.	FH36050	964.	FI36050	2306.	
60	800	1450	FA36060	647.	FH36060	964.	FI36060	2306.	
70	800	1450	FA36070	775.	FH36070	1088.	FI36070	2306.	
80	800	1450	FA36080	775.	FH36080	1088.	FI36080	2306.	
90	900	1700	FA36090	775.	FH36090	1088.	FI36090	2306.	
100	900	1700	FA36100	775.	FH36100	1088.	FI36100	2306.	

POWERPACT® Q-frame—225 A, Thermal-magnetic (240 Vac)

Ampere Rating	AC Magnetic Trip Settings		"B" Interrupting		"D" Interrupting		"G" Interrupting		"J" Interrupting	
	Hold	Trip	Catalog Number	Price	Catalog Number	Price	Catalog Number	Price	Catalog Number	Price
2-pole, 240 Vac▲										
70	1000	1800	QBA22070()	\$ 400.	QDA22070()	\$ 801.	QGA22070()	\$1062.	QJA22070()	\$1328.
80	1000	1800	QBA22080()	400.	QDA22080()	801.	QGA22080()	1062.	QJA22080()	1328.
90	1000	1800	QBA22090()	400.	QDA22090()	801.	QGA22090()	1062.	QJA22090()	1328.
100	1200	2400	QBA22100()	400.	QDA22100()	801.	QGA22100()	1062.	QJA22100()	1328.
110	1200	2400	QBA22110()	400.	QDA22110()	801.	QGA22110()	1062.	QJA22110()	1328.
125	1200	2400	QBA22125()	400.	QDA22125()	801.	QGA22125()	1062.	QJA22125()	1328.
150	1200	2400	QBA22150()	400.	QDA22150()	801.	QGA22150()	1062.	QJA22150()	1328.
175	1200	2400	QBA22175()	400.	QDA22175()	801.	QGA22175()	1062.	QJA22175()	1328.
200	1200	2400	QBA22200()	400.	QDA22200()	801.	QGA22200()	1062.	QJA22200()	1328.
225	1200	2400	QBA22225()	400.	QDA22225()	801.	QGA22225()	1062.	QJA22225()	1328.
3-pole, 240 Vac★										
70	1000	1800	QBA32070()	1275.	QDA32070()	1379.	QGA32070()	1890.	QJA32070()	2163.
80	1000	1800	QBA32080()	1275.	QDA32080()	1379.	QGA32080()	1890.	QJA32080()	2163.
90	1000	1800	QBA32090()	1275.	QDA32090()	1379.	QGA32090()	1890.	QJA32090()	2163.
100	1200	2400	QBA32100()	1275.	QDA32100()	1379.	QGA32100()	1890.	QJA32100()	2163.
110	1200	2400	QBA32110()	1275.	QDA32110()	1379.	QGA32110()	1890.	QJA32110()	2163.
125	1200	2400	QBA32125()	1275.	QDA32125()	1379.	QGA32125()	1890.	QJA32125()	2163.
150	1200	2400	QBA32150()	1275.	QDA32150()	1379.	QGA32150()	1890.	QJA32150()	2163.
175	1200	2400	QBA32175()	1275.	QDA32175()	1379.	QGA32175()	1890.	QJA32175()	2163.
200	1200	2400	QBA32200()	1275.	QDA32200()	1379.	QGA32200()	1890.	QJA32200()	2163.
225	1200	2400	QBA32225()	1275.	QDA32225()	1379.	QGA32225()	1890.	QJA32225()	2163.

Interrupting Ratings (kA)

	FA	FH	FI	QB	QD	QG	QJ▼
240 V	25	25 (1P 35-100 A), 65 (1P 15-30 A, 2P, 3P)	200	10	25	65	100
480 V	18	25 (2, 3P)	200
600 V	14	18 (2, 3P)	100

- ▲ 1- and 2-pole circuit breaker catalog numbers are completed by adding the required connection letters as a suffix, see page 8-25.
- Replacement lugs are not available on QB, QD, QG, or QJ circuit breakers. Lugs for QB, QD, QG or QJ circuit breakers accept (1) #4 AWG-300 kcmil. For accessories, see page 6-37.
- ◆ 2-pole QB, QD, QG and QJ circuit breakers are completed by adding the required phasing numbers as indicated in the parentheses, see page 8-25.
- ★ 3-pole QB, QD, QG and QJ circuit breakers for ABC phasing are complete without additional phasing number. For CBA phasing, complete the catalog number by inserting the number "6" in the parentheses.
- ▼ 3-pole QJ circuit breakers are rated at 208Y/120 Vac only.

Section 6

Miniature and Molded Case Circuit Breakers



FA



KA



LE



P-frame



R-frame



NSJ

Selection Information 6-2

Miniature Circuit Breakers 6-9

Homeline® Plug-on Miniature Circuit Breakers	6-9
QO® Plug-on Miniature Circuit Breakers and Accessories	6-10
OEM Mounting Bases for QO and QOB	6-13
QOU and QYU Unit Mount Miniature Circuit Breakers and Accessories	6-14
Multi 9™ UL 489 Miniature Circuit Breakers and UL 1077 Supplementary Protectors	6-16

Thermal-magnetic Molded Case Circuit Breakers 6-20

100–2500 A Frame	6-20–6-24
150 and 250 A H- and J-frame 	6-55–6-60

Electronic Trip Circuit Breakers 6-25–6-29

Powerpact® Electronic Trip Circuit Breakers	6-27
Micrologic® Trip Units	6-28
Powerpact Electronic Trip Circuit Breakers with Micrologic Trip Units	6-29

Mag-Gard® Motor Circuit Protectors 6-33

Motor Protection Application Data 6-34, 6-35

Accessories 6-36–6-44

Thermal-magnetic and Electronic Trip Circuit Breakers	6-36–6-39
Micrologic and Powerpact Circuit Breakers	6-40–6-42
Lugs	6-43, 6-44

Masterpact® Universal Power Circuit Breakers 6-45





Ground-fault Protection Equipment 6-46–6-48

Dimensions of Miniature and Molded Case Circuit Breakers 6-49

Enclosures 6-51

Merlin Gerin Compact® 15–2500 A Molded Case Circuit Breakers

- For worldwide application
 - Complies with UL489, IEC947-2 and most standards and agreements worldwide
 - CE marked
 - Marine approvals
 - 3 and 4-pole
 - Reverse feeding
 - Field installable accessories: shunt trip, undervoltage trip, auxiliary switches, alarm switches and motor operators
 - Mounting: fixed, plug-in and drawout
 - Connection: busbar, cable and rear connections
- Pricing Guide: 0600PL9701R9/03

	150 A Frame	250 A Frame		250 A Frame				250 A Frame				
												
Circuit Breaker Type	CJ	CG	CJ	QB	QD	QG	QJ	KA	KH	KC	KI	
Number of Poles	3, 4	3, 4	3, 4	2, 3	2, 3	2, 3	2, 3	2, 3	2, 3	2, 3	2, 3	2, 3
Current Range	15–150	175–250	175–250	70–250Δ	70–250Δ	70–250Δ	70–250Δ	70–250	70–250	110–250	110–250	

Interrupting Ratings

		100	65	100	10	25	65	100	42	65	100	200
UL/CSA/NOM Rating (kA RMS) (50/60 Hz AC)	240 Vac	100	65	100	10	25	65	100	42	65	100	200
	480Y/277 Vac	65	35	65	25	35	65	200
	480 Vac	65	35	65	25	35	65	200
	600Y/347 Vac	25	18	25	22	25	...	100
DC Ratings	600 Vac	22	25	...	100
	250 Vdc	10	50
	500 Vdc ■	20
IEC 415/240 Vac (Icu/Ics) ▼	70	36	70	10/5	10/5	10/5	10/5	10/5	10/2.5	10/2.5	65/65	130/65
IEC 50/60 Hz	For additional IEC ratings, see Supplemental Digest.											

Special Ratings

Fed. Specs W-C-375B/GEN	✓	✓	✓	✓	✓	✓	✓	✓	✓
HACR (2, 3-pole)	✓	✓	✓	✓	✓	✓	✓	✓	✓	✓	✓	...

Connections/Terminations

Unit Mount	✓	✓	✓	✓	✓	✓	✓	✓	✓	✓	✓	✓
I-Line®	✓	✓	✓	✓	✓	✓	✓	✓	✓
Rear Connection	✓	✓	✓	✓	✓
Drawout	✓	✓	✓
Optional Lugs	✓	✓	✓	✓	✓	✓	✓	✓

Accessories and Modifications

Shunt Trip	✓	✓	✓	✓▲	✓▲	✓▲	✓▲	✓▲
Undervoltage Trip	✓	✓	✓	✓▲	✓▲	✓▲	✓▲	✓▲
Auxiliary Switches	✓	✓	✓	✓▲	✓▲	✓▲	✓▲	✓▲
Alarm Switch	✓	✓	✓	✓▲	✓▲	✓▲	✓▲	✓▲
Motor Operator	✓	✓	✓	✓	✓	✓	✓	✓
Handle Operators	✓	✓	✓	✓	✓	✓
Mechanical Interlocks (3-pole)	✓	✓	✓	✓	✓	✓	✓	✓◆	✓◆
Handle Padlock Attachment	✓	✓	✓	✓	✓	✓	✓	✓	✓	✓	✓	✓
Cylinder Lock (3-pole)	✓▲	✓▲
Optional GF Protection	✓★	✓★	✓★	✓★	✓★

Trip System Type

Thermal-magnetic	✓	✓	✓	✓	✓	✓	✓	✓	✓	✓	✓	✓
Instantaneous-only (MCP)	✓	✓	✓	✓	✓
Molded Case Switch (Automatic)	✓	✓	✓	✓	✓
Electronic

Enclosures (Pages 6-51–6-54)

General Purpose (NEMA 1)	✓	✓	✓	✓	✓	✓
Raintight (NEMA 3R)	✓	✓	✓	✓	✓	✓	✓	✓	✓
Dusttight (NEMA 12)	✓	✓	✓	✓	✓
Watertight (NEMA 4, 4X, 5)	✓	✓	✓	✓	✓
Explosion Proof (NEMA 7, 9)	✓	✓
Dimensions (3P Unit Mount)	Height IN (mm)	7.44 (189)	7.44 (189)	6.47 (164)				8 (203)				
	Width IN (mm)	4.13 (105)	4.13 (105)	4.5 (114)				4.5 (114)				
	Depth IN (mm)	3.38 (86)	3.38 (86)	3.93 (100)				4.75 (121)				
Pages (Unit Mount)/(I-Line)	□	□	Page 6-21/8-26				Page 6-22/8-27					

Note: All circuit breakers on this chart are UL Listed and CSA Certified unless otherwise noted.

- ▲ Factory-installed option only
- Ungrounded UPS systems only. See Supplemental Digest.
- ◆ Requires breaker with WB suffix.
- ★ Requires factory-installed "G" Shunt trip and 3-pole module.
- ▼ Dual UL and IEC ratings and CE markings on circuit breakers. For additional IEC ratings, see Supplemental Digest.
- Δ I-Line Q-frame circuit breakers are available 70–225 A only, 250 A Q-frame unit-mount circuit breakers are limited to copper conductors only.
- See Supplemental Digest.

Table of Contents

Section 8
Panelboards

Maximum 240 Vac, 48 Vdc
Maximum Mains Ampacity:
600 Amp Main Lugs
600 Amp Main Circuit Breaker

Maximum Branch Ampacity:
125 Amp Plug-On (QO)
150 Amp Bolt-On (QOB)
225 Amp Sub-Feed
(QB, QD, QG, QJ,
HD, HG, HJ, HL,
JD, JG, JJ, JL, KI)



NQOD

Maximum 480Y/277 Vac
Maximum Mains Ampacity:
800 Amp Main Lugs
600 Amp Main Circuit Breaker

Maximum Branch Ampacity:
125 Amp Bolt-On
(EDB, EGB, EJB)
250 and 400 Amp Sub-Feed
(JD, JG, JJ, JL, LA, LH, LC)



NF

Maximum 600 Vac, 250 Vdc
Maximum Mains Ampacity:
1200 Amp Main Lug
1200 Amp Main Circuit
Breaker

Maximum Branch Ampacity
1200 Amp Circuit Breaker
1200 Amp Sub-Feed/Feed-
Thru Lugs



I-LINE

Maximum 600 Vac, 250 Vdc
Maximum Mains Ampacity:
1600 Amp Main Lugs
800 Amp Main Switch

Maximum Branch Ampacity:
800 Amp Switch
400 Amp Circuit Breaker



QMB

General

Series Rated/Fully Rated Tables	8-2
Telephone and Equipment Cabinets	8-40
SPEED-D® Switchboards Wall Mounted Metering Equipment	8-40

Modular Systems

Modular Panelboard System (MPS)	8-39
---------------------------------	------

Lighting and Appliance Panelboards

NQOD	Lighting and Appliance Panelboard Pricing Procedures	8-5
	Merchandised 14 Inch Wide Panelboards	8-6
	Merchandised 20 Inch Wide Main Lugs Only Panelboards	8-7
	Merchandised Accessories	8-7
	Merchandised 20 Inch Wide Main Circuit Breaker Panelboards	8-8
	Merchandised Non-Linear Panel (200% rated neutral)	8-9
	QOB Branch Circuit Breakers	8-10
	Factory Assembled Panelboards	8-11
	Factory Assembled Non-Linear Panel (200% rated neutral)	8-12
	Factory Assembled TVSS Units	8-12
NF	Merchandised 20 Inch Wide Main Lugs Only Panelboards	8-13
	Merchandised 20 Inch Wide Main Circuit Breaker Panelboards	8-14
	Merchandised Accessories	8-15
	Merchandised Non-Linear Panel (200% rated neutral)	8-16
	EDB, EGB, EJB Branch Circuit Breakers	8-17
NF/NQOB	Merchandised Column Width Panelboards	8-18
NF	Factory Assembled Panelboards	8-19
	Factory Assembled Non-Linear Panel (200% rated neutral)	8-20
	Factory Assembled TVSS Units	8-20

Power Distribution Panelboards—Circuit Breaker Type

I-LINE®	Pricing Procedure	8-21
	Merchandised Panelboards (HCN, HCM, HCP-SU)	8-22
	Merchandised Panelboards (HCP, HCR-U)	8-23
	Merchandised Accessories	8-24
	Circuit Breakers	8-25
	H- and J-frame Circuit Breakers	8-43
	Factory Assembled Pricing	8-32
	Factory Assembled Non-Linear Panel (200% rated neutral)	8-32
	Factory Assembled TVSS Units	8-34



Power Distribution Panelboards—Fusible Type

QMB	Replacement Switches	8-35
	Factory Assembled Pricing	8-36
	Factory Assembled TVSS Units	8-37

Panelboard Special Features

Factory Assembled Modifications	8-38
Terminal Data	8-41